

THAT *ski-doo* FEELING



2023 BROCHURE




THAT
ski-doo
FEELING

ADVENTURE FOR ALL

Carve through powder, race against friends or climb steep chutes just because.
That Ski-Doo Feeling is whatever gives you goosebumps and puts a smile on your face.

MEET OUR AMBASSADORS > [SKI-DOO.COM](https://www.ski-doo.com)



EXCEPTIONALLY EASY TO DRIVE

SUMMIT NEO & NEO+

Spend more time in deep powder. These ergonomically designed sleds provide riders of smaller stature total control off the trail.



SMOOTH RIDE, PLANTED CORNERS, ULTIMATE CONTROL

MXZ NEO & NEO+

Every ounce of the mile-high fun factor found in the MXZ family, built in a compact size sled with features ideally fitted for smaller people or new riders, at a great price.



TO BE YOUNG AGAIN

Inspiring the next generation of riders

MXZ 120 AND MXZ 200

That Ski-Doo Feeling isn't something we're born with. It's passed down through generations. Now, there's a new way for riders to keep the tradition alive and share the fun and excitement with the whole family.





BACKCOUNTRY SPORT

600 EFI

Key features:

- cMotion rear suspension
- RAS X front suspension
- MC / HPG shocks
- 3 700 x 406 x 51 mm PowderMax track
- Electric start, Pilot DS 2 skis



BACKCOUNTRY STD

600 R E-TEC

Key features:

- cMotion rear suspension
- RAS X front suspension
- HPG shocks
- 3 700 x 406 x 51 mm PowderMax track
- Electric start, Pilot DS 2 skis

BACKCOUNTRY



SCAN AND GET MORE INFO!



BACKCOUNTRY X-RS

850 E-TEC

Key features:

- cMotion rear suspension
- RAS X front suspension
- KYB PRO 36R / KYB PRO 40 shocks
- 3 700 (3900) x 406 x 51 (64) mm Cobra track
- Electric start, 7.2-in digital widescreen display, Pilot DS 2 skis

Options:

7.8" wide LCD color display, Manta Green / Platinum Silver color



NEED HELP CHOOSING THE MOST SUITABLE MODEL FOR YOUR NEEDS?

LET US HELP YOU CHOOSE:





EXPEDITION SPORT

900 ACE

Key features:

- SC-5U articulating rear suspension with locking mechanism
- RAS X front suspension
- MC / HPG shocks
- 3 900 x 406 x 38 mm Charger track
- Air radiator with fan, Pilot DS 2 skis



EXPEDITION LE

900 ACE/900 ACE Turbo/900 ACE Turbo R

Key features:

- SC-5U rear suspension articulating rear suspension with locking mechanism
- RAS X front suspension
- HPG shocks
- 3 900 x 500 (600mm available on 900 ACE and 900 ACE Turbo R models) x 46 mm Silent Cobra WT track
- Easy Shift (H-L-N-R) transmission, air radiator with fan, heated passenger handholds, Pilot 7.4 skis

EXPEDITION



SCAN AND GET
MORE INFO!



EXPEDITION SE

900 ACE Turbo R

Key features:

- SC-5U articulating rear suspension with locking mechanism
- RAS X front suspension
- HPG / Air Control Suspension (ACS) shocks
- 3 900 x 508 x 38 mm Silent Cobra WT track
- Easy Shift (H-L-N-R) transmission, air radiator with fan, 135 l cargo box, heated passenger handholds, 7.2-in digital widescreen display, Pilot 7.4 skis

Options:

38mm Studded Ice Cobra Silent track, 7.8" wide LCD color display, Orange Crush / Catalyst Grey color



EXPEDITION XTREME

850 E-TEC/900 ACE Turbo R

Key features:

- SC-5U articulating rear suspension with locking mechanism
- RAS X front suspension
- HPG plus / KYB Pro 36 shocks
- 3 900 x 500 x 46 mm Cobra Silent D80 track
- Electric start, Easy Shift (H-L-N-R) transmission, air radiator with fan, Pilot DS 3 skis

DEEP SNOW



FREERIDE 146

850 E-TEC

Key features:

- REV Gen 5 platform
- tMotion X rear suspension
- RAS 3 front suspension
- KYB PRO 36 / KYB PRO 40 shocks
- 3 700 x 406 x 64 mm PowderMax Flex track
- SHOT starter, 7.2-in digital widescreen display, Pilot DS 3 skis

Options:

10.25" color display with BRP Connect



FREERIDE 154

850 E-TEC/850 E-TEC Turbo R

Key features:

- REV Gen 5 platform
- tMotion X rear suspension
- RAS 3 front suspension
- KYB PRO 36 / KYB PRO 40 shocks
- 3 911 x 406,4 x 76 mm PowderMax IV Flex track
- SHOT starter, 7.2-in digital widescreen display, Pilot DS 3 skis

Options:

10.25" color display with BRP Connect

FREERIDE



SCAN AND GET
MORE INFO!



SUMMIT X EXPERT

850 E-TEC/850 E-TEC Turbo R

Key features:

- REV Gen 5 platform
- tMotion XT rear suspension
- RAS 3 front suspension with 34-in ski stance
- HPG Plus / KYB PRO 36 shocks
- 3 900 x 406 x 76 mm PowderMax IV track with full-width rods
- SHOT starter, 7.2-in digital widescreen display, Pilot DS 4 skis

Options:

4 200 x 406 x 76 mm PowderMax IV track, 10.25" color display with BRP Connect, Manta Green / Platinum Silver color



SUMMIT SP

850 E-TEC

Key features:

- REV Gen 5 platform
- tMotion X rear suspension
- RAS 3 front suspension
- HPG shocks
- 3 700 (3 900) x 406 x 64 mm PowderMax II (PowderMax IV FlexEdge) track
- Electric start, Pilot DS 3 skis



SUMMIT NEO

600 EFI - 40hp

Key features:

- REV G4 platform with intermediate size and compact ergonomics
- NEO rear suspension
- RAS 3 front suspension
- MC shocks
- 3 700 x 356 x 41 mm Cobra Flex track
- 4.5-in digital display, Pilot DS 2 skis



SUMMIT NEO+

600 EFI - 55hp

Key features:

- REV G4 platform with intermediate size and compact ergonomics
- NEO rear suspension
- RAS 3 front suspension
- HPG / MC shocks
- 3 700 x 380 x 44 mm Hurricane FlexEdge track
- 4.5-in digital display, Pilot DS 2 skis

SUMMIT



SCAN AND GET
MORE INFO!



SUMMIT EDGE

850 E-TEC

Key features:

- REV Gen 5 platform
- tMotion X rear suspension
- RAS 3 front suspension
- HPG shocks
- 3 900 x 406 x 76 mm PowderMax IV FlexEdge track
- SHOT starter, Pilot DS 3 skis



**NEED HELP CHOOSING THE
MOST SUITABLE MODEL
FOR YOUR NEEDS?**

LET US HELP YOU CHOOSE:





MXZ NEO

600 EFI - 40hp

Key features:

- REV G4 platform with intermediate size and compact ergonomics
- NEO rear suspension
- RAS X front suspension
- MC shocks
- 3 050 x 355 x 25 mm Cobra track
- Pilot 5.7 skis, 4.5-in digital display



MXZ NEO+

600 EFI - 55hp

Key features:

- REV G4 platform with intermediate size and compact ergonomics
- NEO rear suspension
- RAS X front suspension
- HPG / MC shocks
- 3 050 x 380 x 32 mm RipSaw track
- Pilot 5.7 skis, 4.5-in digital display

MXZ



SCAN AND GET MORE INFO!



MXZ SPORT

600 EFI

Key features:

- SC-5M rear suspension
- RAS X front suspension
- MC shocks
- 3 280 x 380 x 32 mm RipSaw track
- Electric starter, Pilot 5.7 skis



MXZ X-RS

600R E-TEC/850 E-TEC

Key features:

- REV GEN 5 platform (850 E-TEC only)
- rMotion X rear suspension with rail reinforcements
- RAS X front suspension
- KYB PRO 40R / KYB PRO 40 shocks
- 3 280 x 380 x 38 mm Ice Ripper XT track
- Electric starter, 7.2-in digital widescreen display, Pilot X skis



MXZ 120

120cc 4-stroke

Key features:

- 254 x 1700 x 19 mm Cobra Track
- Slide-Rail rear suspension
- A-Arm front suspension with adjustable 75-80 mm ski stance
- Handwarmers with Comfort Grips
- Safety Flag & Tether Switch

YOUTH



SCAN AND GET MORE INFO!



MXZ 200

200cc 4-stroke

Key features:

- 254 x 2360 x 25 mm Cobra Track
- Slide-Rail rear suspension
- A-Arm Front Suspension with adjustable 75-80 mm ski stance
- Electric Start (Turn-key)



GRAND TOURING SPORT

600 ACE


Key features:

- SC-5M rear suspension
- RAS X front suspension
- MC / HPG shocks
- 3 500 x 380 x 32 mm Silent Track III track
- Heated passenger handholds, Pilot DS 2 skis

GRAND TOURING



SCAN AND GET MORE INFO!



NEED HELP CHOOSING THE MOST SUITABLE MODEL FOR YOUR NEEDS?

LET US HELP YOU CHOOSE:





RENEGADE ADRENALINE

900 ACE

Key features:

- rMotion X rear suspension
- RAS X front suspension
- HPG shocks
- 3 480 x 380 x 38 mm RipSaw track
- Pilot X skis



RENEGADE SPORT

600 ACE

Key features:

- SC-5M rear suspension
- RAS X front suspension
- MC / HPG shocks
- 3 480 x 380 x 34 mm Cobra track
- Pilot DS 2 skis

RENEGADE



SCAN AND GET MORE INFO!



RENEGADE X-RS

850 E-TEC/900 ACE Turbo R

Key features:

- REV Gen 5 platform (850 E-TEC only)
- rMotion X rear suspension
- RAS X front suspension
- KYB PRO 36 / KYB PRO 40 shocks
- 3 480 x 380 x 38 mm Ice Ripper XT track
- Electric start, 7.2-in digital widescreen display, Pilot X skis

Options:

850 E-TEC: Smart-Shox semi active suspension, 10.25" color display with BRP Connect, Spartan Red / Platinum Silver color

900 Ace Turbo R: Smart-Shox semi active suspension, 7.8" wide LCD color display, Spartan Red / Platinum Silver color



RENEGADE X-RS COMPETITION PACKAGE

600R E-TEC

Key features:

- rMotion X rear suspension
- RAS X front suspension
- KYB PRO 36 / KYB PRO 40 shocks
- 3 480 x 380 x 41 mm Cobra track
- 7.2-in digital widescreen display, Pilot X skis

Options:

Spring only



SKANDIC SPORT

600 EFI

Key features:

- SC-5U articulating rear suspension with locking mechanism
- LTS front suspension
- MC / MC / HPG shocks
- 3 900 x 500 x 32 mm Utility WT track
- Electric start, Pilot 7.4 skis



SKANDIC LE

900 ACE

Key features:

- SC-5U articulating rear suspension with locking mechanism
- LTS front suspension
- MC / MC / HPG shocks
- 3 900 x 500 (600) x 38 mm Silent Cobra WT track
- Easy Shift (H-L-N-R) transmission, Pilot 7.4 skis

SKANDIC



SCAN AND GET MORE INFO!



TUNDRA LT

600 ACE/600 EFI

Key features:

- SC-5U articulating rear suspension with locking mechanism
- LTS front suspension
- MC / MC / HPG shocks
- 3 900 x 406 x 38 mm Charger track
- Electric start, air radiator with fan, Pilot DS 2 skis

TUNDRA



SCAN AND GET MORE INFO!



NEED HELP CHOOSING THE MOST SUITABLE MODEL FOR YOUR NEEDS?

LET US HELP YOU CHOOSE:





BC SERIES
BY *ski-doo*



MADE FOR DEEP SNOW

The BC Series was born and tested in the most extreme and legendary environments of British Columbia—the aspirational mecca of big mountain riding for snowmobilers and hybrid users alike.

This series is designed to be lightweight, while keeping you dry and comfortable on the deepest days. Snow, rain and sleet will be no match for this element-proof Sympatex® outerwear.

BC: INSPIRED BY BRITISH COLUMBIA'S BACKCOUNTRY AND BUILT BEYOND CONVENTION.



3D ENGINEERED FIT



ELEMENT PROOF



HIGH AIRFLOW

ACTIVE IN TRAIL

Active trail riders need riding gear with the right balance of warmth, durability, and flexibility. Our new collection has something for every riding style. Find out which gear is right for you below.

VASA JACKET

STAY AFLOAT

Introducing the **Exo Float System**. Ride with peace of mind. The Vasa Collection is built with the Exo Float System, which helps riders stay afloat and quickly escape during the critical moments after an accidental ice breakthrough.



MCODE

3-IN-1 VERSATILITY

Customize your ride with the versatile 3-in-1 jacket built for crossover riders. Wear the MCode as an insulated jacket or remove the zip-in insulated liner and use it as a shell. The built-in puffer can also be worn on its own.



X-TEAM OUTERWEAR

RIDE WITH PRIDE

High performance gear for high performance riding.



X-TEAM SPORTSWEAR

SHOW YOUR SKI-DOO COLORS

Rep Ski-Doo on and off the snow with our full collection of X-Team inspired sportswear.





INSPIRE MORE

Ski-Doo accessories level up any ride with rider-inspired designs and seamless integration

FIND YOUR PERFECT RIDE

No matter what ride you dream up, Ski-Doo accessories can help make it reality with smart, functional designs that integrate seamlessly to fit your perfect winter adventures.



NEW

Adventure Front Plate

Modular Adventure Front Plate made of stacked lightweight aluminum plates for added toughness and creates a unique visual impact for your own protection.



NEW

Driver Seat

Offers a better ergonomic for riding with a passenger.



NEW

Adventure Rear Bumper

Redesigned bumper to match the REV Gen5 look. Made of lightweight aluminum for added strength and creates a unique visual impact for your own protection. Easier to install with its premarked chassis.



NEW

LinQ Passenger Seat - Sport

New sport seat with sleek design. Toolless and quick installation with the LinQ system. New option at a lower retail price for customer who sometimes rides with a passenger.

REV Gen5

DEEP SNOW PLATFORM

Superior agility and responsiveness, the REV Gen5 deep-snow platform is designed to allow riders to discover even more technical riding areas with more control and precision. Keeping the same principles of centralized mass and perfect balance, the relationship between rider and sled has never been stronger.



Learn more about platforms



tMotion XT - Deep Snow Suspension

MORE PRECISE. MORE CONFIDENT.

The tMotion XT delivers on all attributes the most technical riders crave. Reduced weight, fixed rear arm, redesigned geometry and increased travel offer a confident, consistent ride in any terrain.



tMotion X - Deep Snow Suspension

ALL-AROUND PERFORMANCE

Ultra-nimble and lightweight, the new tMotion X has been redesigned for an improved weight transfer and increased travel. Unique flexing rear arm makes it extremely easy to put on its edge and keep it there.



Learn more about suspensions



Turbo engines

LEGENDARY ROTAX® POWER

850 E-TEC Turbo R

The most powerful 2-stroke turbo snowmobile engine ever from a factory. Heart-pounding power and response is at your fingertips take the ride further than ever before. Pumping 180 horsepower* up to 2500m and maintaining a massive advantage over natural aspirated 850cc engines as altitude increases.

**Observed metric horsepower based on internal dyno test performed in optimal conditions*

900 ACE Turbo R

Our most powerful 4-stroke. The Rotax® 900 ACE Turbo R 4-stroke boasts 180 perfectly calibrated horsepower to deliver domination for our winter adventures. Thanks to second generation of iTC throttle system, it offers a linear and sophisticated throttle response.



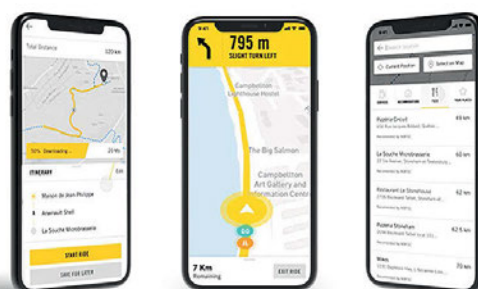
Learn more about engines



BRP GO! App with BRP Connect technology

NEVER LOSE YOUR WAY

Integrated BRP GO! mapping feature allows you to track your ride, add waypoints, locate points of interest and more - all while offline.



Learn more about BRP GO!



YOUR NEW SLED AWAITS





VISIT YOUR SKI-DOO DEALERSHIP FOR DETAILS

© 2022 BRP Finland Oy. All rights reserved. ®, ™ and the BRP logo are trademarks of Bombardier Recreational Products Inc. or its affiliates. All other trademarks are the property of their respective owners. Because of our ongoing commitment to product quality and innovation, we reserve the right at any time to discontinue or change specifications, prices, designs, features, models or equipment without incurring obligation. Always consult your snowmobile dealer when selecting a snowmobile for your particular needs and carefully read and pay special attention to your Operator's Guide, safety instructions and to the safety labeling on your snowmobile. Always ride responsibly and safely. Always wear appropriate clothing, including a helmet. Always observe applicable local laws and regulations. Don't drink and drive. Units in pictures can be equipped with optional accessories.

